

Teammachine R 01



**BMC**

**Redefine  
*Racing***



Teammachine R 01 LTD

# Redefine *Racing*

The all-new BMC Teammachine R was designed for a special breed of cyclist. Forged on the slopes of the Swiss Alps. Hardened over the cobbles of Spring Classics. Perfected within the echelons of the Grand Tours. Developed in collaboration with Red Bull Advanced Technologies the Teammachine R isn't just another race bike - it's the culmination of every podium, trophy, solo victory, and bunch sprint we've ever been a part of, it redefines what a race bike is capable of. It's an uncompromising race weapon when every watt and pedal stroke matters most.






# The ultimate partnership

**BMC**

**Red Bull**   
ADVANCED  
TECHNOLOGIES



When we sat down with the Red Bull Advanced Technologies team, the goal was simple: create the ultimate race bike. We leaned on Red Bull's vast aerodynamic expertise to completely reimagine what a bike could do. From there, BMC engineers fine-tuned and perfected the details, shapes, and layups to turn those Red Bull simulations into something unmistakably BMC. The result? The most complete race bike we've ever made. It's Formula 1 technology coupled with Swiss cycling precision – Absolutely no compromise.

# Innovation at race speed

When you're a part of Grand Tour victories, World Championships, and Olympic Gold Medals, you learn a few things about what it takes to win at the highest level. More so than the countless hours in the saddle, the fastidious adherence to proper nutrition, or the rest and recovery needed, our riders came to us asking for a bike that could do it all. It had to sail over the cobbles of the Spring Classics, fly up the climbs of Le Grande Boucle, and rip through the final 200 meters of the fastest bunch sprints. The Teammachine R takes every kilometer of our past and sets its sights firmly on writing the next chapter of racing glory. We put everything we have into this bike because our riders wouldn't accept anything less.



# Innovation at race speed

The Teammachine R isn't just an iteration of what we've done before. It's the culmination of everything we've accomplished with the Teammachine SLR coupled with the experience and knowledge we've developed from decades of racing and designing at the highest levels. You can't develop the world's best racing bike if you don't know anything about bike racing. Every bit of athlete feedback and engineering magic was poured into every aspect of the creation of the Teammachine R. More than just a bike, it's an homage to the blood, sweat, and tears that got us to where we are today.. Redefining what a race bike can do.





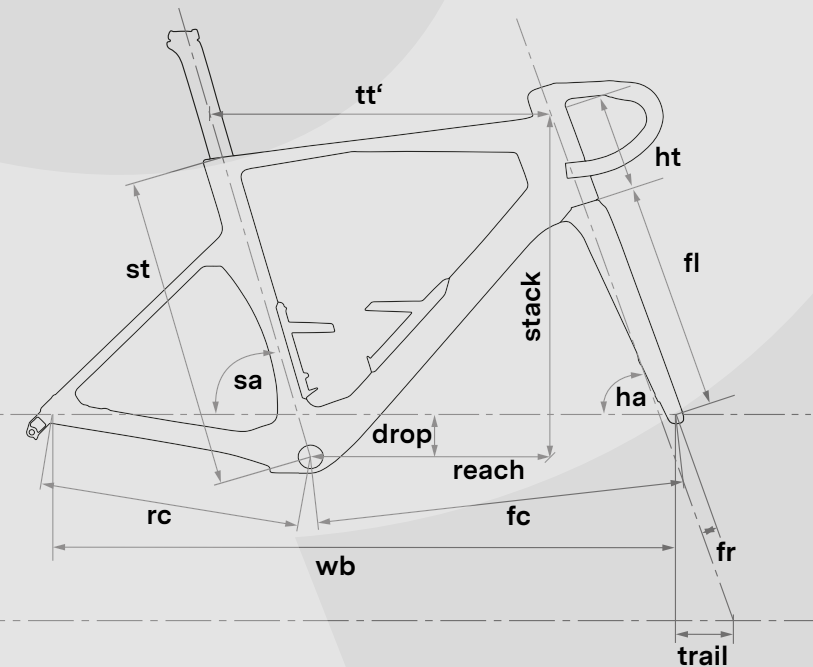
Teammachine R 01 TWO

# Adapted racing geometry

The Teammachine R took the race-proven geometry of the Teammachine SLR and adapted the seat tube angle to achieve a better fit across all sizes.

Paired with the ICS Carbon Aero Cockpit, it's the perfect recipe for a modern, aerodynamic race bike.

Size	47	51	54	56	58	61
Rider height (cm)	<166	166-174	172-180	178-186	184-192	>190
Stack	504	528	548	563	582	606
Reach	368	378	387	393	402	409
Seat Tube (st)	418	463	499	519	541	570
Rear Center (rc)	410	410	410	410	410	410
Front Center (fc)	568	586	589	599	614	630
Wheelbase (wb)	968	986	989	999	1015	1030
BB drop (drop)	69	69	69	69	69	69
Headtube (ht)	108	133	149	165	185	211
Head Tube Angle	71.5	71.5	72.3	72.3	72.3	72.3
Fork Length (fl)	367	367	367	367	367	367
Fork Rake (fr)	48	48	43	43	43	43
Trail	63	63	63	63	63	63
Seat Tube Angle (sa)	74	74	73.5	73.5	73	73





# PRODUCT DETAILS




## PRODUCT DETAILS

# Race Simulation Technology

The Teammachine R looks different than any other BMC because it was designed unlike any other BMC. The frame shapes and design elements are direct products of the computational fluid dynamic simulations carried out by Red Bull Advanced Technologies. From the hinged and sloping top tube to the ultrawide fork to the massive head tube and bottom bracket side profiles, the Teammachine R is a bike with a pedigree firmly rooted in the pursuit of perfection. The collaboration between Red Bull and our Impec Lab engineers helped push the boundaries of the UCI race limits to create something that isn't just revolutionary today, but well into the future. The Teammachine R is something completely new yet still unmistakably BMC through and through. It's a testament to our neverending pursuit of innovation in the service of providing riders with the best bicycles possible.



# Striking new design with a guaranteed double take





Teammachine R 01 TWO

## PRODUCT DETAILS

# Aero climbs now

Creating a bike that cheats the wind as boldly as the Teammachine R while still being light and responsive enough to dominate across terrains as well as in all conditions wasn't easy. Despite thinner frontal profiles and higher modulus carbon layups, the Teammachine R maintains a mind-blowing combination of lightweight stiffness. No lost watts - against the wind or the grade.

For frame and fork we conducted countless analyses to determine 910 grams and 395 grams respectively, making the Teammachine R a 7.00kg\* all-purpose race weapon.



Teammachine R 01 LTD: 7.00kg\*

Frame Weight: 910g

Fork Weight: 395g

Seatpost Weight: 155g

\*size 54, without bottle cages




## PRODUCT DETAILS

# Halo Fork



The ultrawide parallel fork legs are unlike anything else in the peloton. When rotating at speed, the front wheel produces a significant amount of turbulent air. We increased the inner fork spacing to allow that turbulent air to be shuttered away from the frame and reduce aero stall. The result is cleaner air that hugs the frame longer resulting in a significant drag reduction.

The Teammachine R is optimized for 25-28mm tires with a tire clearance of 30mm (measured width).





## PRODUCT DETAILS

# Mariana Bottom Bracket



We took deep to a new level. By pushing the boundaries of the design we've been able to completely reimagine the bottom bracket flow and architecture. Deeper tube shapes better optimize the surface area for cleaner airflow while the downtube now melds more seamlessly into the bottom bracket shoulders to reduce turbulence. Additionally, the bigger bottom bracket area reduces the distance between the frame and the rear wheel helping to keep airflow attached to the rim as opposed to being separated by the tire.

## PRODUCT DETAILS

# Reduced frontal areas



To be as aerodynamic as possible, we manipulated key tube shapes to dramatically reduce frontal exposure. To ensure absolutely nothing was lost in performance or compliance, unique carbon weave patterns and layup protocols were enacted to ensure a blend of aero and performance, unlike anything we've ever seen.

## PRODUCT DETAILS

# Deep horizontal shapes



We knew pushing the envelope of the updated UCI limits on frame shapes could be tricky, but it was a challenge we ran to, rather than from. Again, borrowing lessons we learned from the Speedmachine, we expanded the horizontal profile in key locations like the head tube, bottom bracket, and seatstay junction. The resulting shapes not only look fast but enable the Teammachine R to respond more effectively across a wider range of yaw angles.




## PRODUCT DETAILS

# Teammachine R Seatpost with revised clamp design



The new Teammachine R seatpost isn't just slimmer, deeper, and more compliant - keeping the aerodynamics optimized with a redesigned shape that reduces frontal exposure without a loss in comfort or ride characteristics.

Fumbling with a tricky seatpost clamp is a fast way to a world of frustration. We took feedback from our professional riders and team mechanics and engineered an entirely new seatpost clamp mechanism that is more accessible, easier to adjust, and a breeze to maintain.



## PRODUCT DETAILS

# Aerocore Design with Integrated Bottle Cages



Every design element on the Teammachine R was conceived as a complete package – even the bottle cages. The ultralight carbon bottle cages on the Teammachine R keep the bottles low and shielded from turbulent air which helps lower the center of gravity and actually makes the bike faster with bottles onboard.

# Stealth Dropouts



When marginal gains are the difference between first and second, no detail can be overlooked. Not only are the stealth dropouts a beautifully designed element, but they also help keep airflow tidy and undisrupted.

## PRODUCT DETAILS

# ICS Carbon Aero Cockpit



The ICS Carbon Aero Cockpit with its progressive and aerodynamic shape is the perfect match for the Teammachine R.

It features a narrow top width, allowing riders an efficient aerodynamic position. The greater width at the drops provides great control at high speed and on rough surfaces.



### Facts and Figures:

- 360mm width at the hoods
- 420mm width at the drops
- Flare: 12.5°
- Reach: 72.5mm
- Drop: 135mm
- Length Options: 80, 90, 100, 110, 120, 130, 140mm





## PRODUCT DETAILS

# Race Number Holder



In the creation of the Teammachine R, no detail was overlooked, no matter how small. An example of this is the purpose-built Race Number holder. Seamlessly integrated into the seatpost, this design innovation eliminates the need for glue or zip ties, reflecting our commitment to both aesthetics, functionality and of course, racing.

# SIDE-BY-SIDE

Teammachine SLR / Teammachine R



SIDE-BY-SIDE

# Teammachine SLR vs. Teammachine R

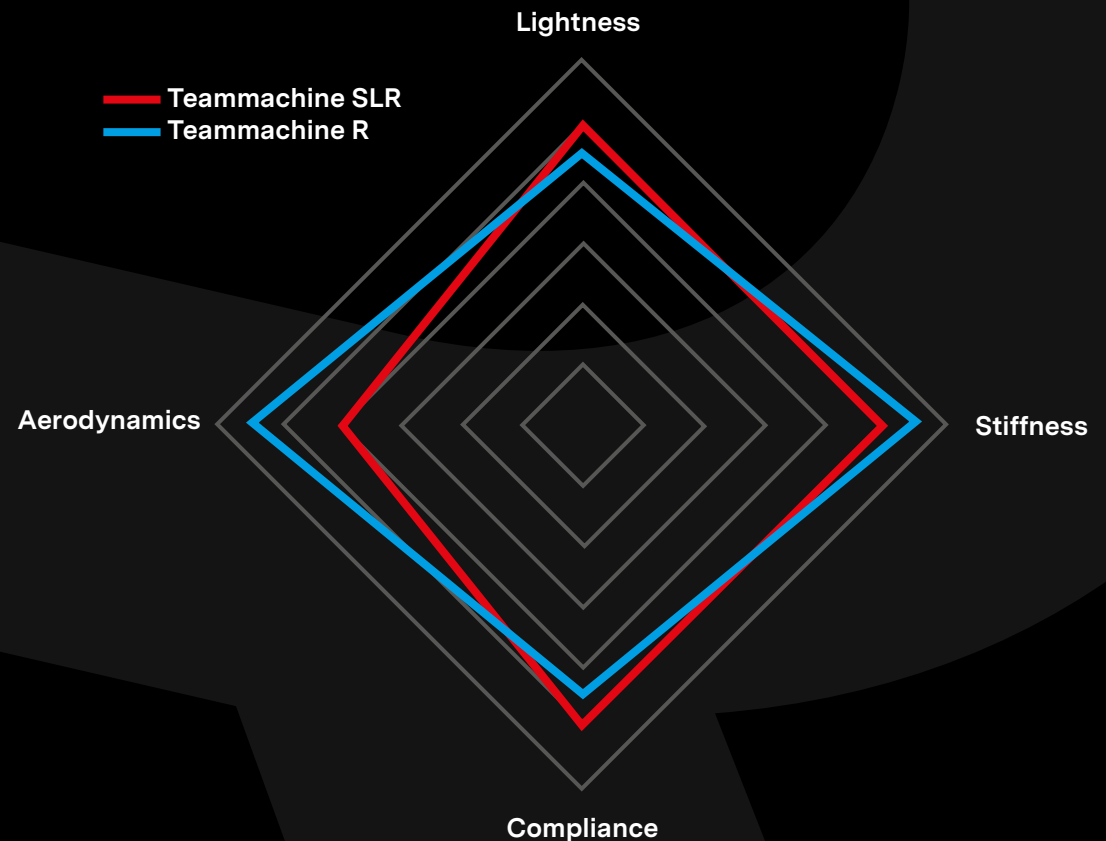
The Teammachine SLR and Teammachine R are born from racing.

For the big mountain days and the fastest bike when the road points up, the Teammachine SLR is the clear and proven choice. The climbing ability of the SLR remains supreme and can be seen as the older brother of the two.

When aerodynamics becomes the focus, this is where Teammachine R comes in. The Teammachine R took race proven geometry formula and added an aerodynamic revolution. Adapting it to modern racing, for a huge variety of racing parcours and rider types; making it the fastest race bike we have ever created.

For mountain top finishes and climbing, the Teammachine SLR is still the weapon of choice, in addition, it perfectly suits riders looking for a high-performance bike for long days and weeks in the saddle.

No garage is complete without two bikes for all conditions.





SIDE-BY-SIDE

## Refined Handling Geometry: Teammachine SLR vs Teammachine R

The geometry of a bike is the beating heart of its performance characteristics. All of the drag reduction and bottom bracket stiffness in the world means nothing if the geometry is off. The engineers in the Impec Lab started with the World Tour proven geometry of the Teammachine SLR and refined it for a new breed of race bike.

The Teammachine R still retains the iconic BMC seatstay design which improves vertical compliance, wheel traction, and lateral stiffness. From there, adjustments were made not just to improve overall handling and responsiveness, but also to accommodate a wider range of rider shapes, sizes and riding styles. The newly redesigned seat tube angle has been adapted to fit smaller and taller riders without sacrificing anything in terms of performance.

The result? A bike that feels like it can predict your next move. It's pure performance across all terrains for a wider range of riders.





## Geometry: Teammachine SLR vs Teammachine R

### Teammachine R

Size	47	51	54	56	58	61
Rider height (cm)	<166	166-174	172-180	178-186	184-192	>190
Stack	504	528	548	563	582	606
Reach	368	378	387	393	402	409
Seat Tube (st)	418	463	499	519	541	570
Rear Center (rc)	410	410	410	410	410	410
Front Center (fc)	568	586	589	599	614	630
Wheelbase (wb)	968	986	989	999	1015	1030
BB drop (drop)	69	69	69	69	69	69
Headtube (ht)	108	133	149	165	185	211
Head Tube Angle	71.5	71.5	72.3	72.3	72.3	72.3
Fork Length (fl)	367	367	367	367	367	367
Fork Rake (fr)	48	48	43	43	43	43
Trail	63	63	63	63	63	63
Seat Tube Angle (sa)	74	74	73.5	73.5	73	73

### Teammachine SLR

Size	47	51	54	56	58	61
Rider height (cm)	<166	166-174	172-180	178-186	184-192	>190
Stack	506	530	550	565	584	608
Reach	367	377	386	392	401	409
Seat Tube (st)	423	468	504	524	545	574
Rear Center (rc)	410	410	410	410	410	410
Front Center (fc)	568	586	589	599	614	630
Wheelbase (wb)	968	986	989	1000	1015	1030
BB drop (drop)	69	69	69	69	69	69
Headtube (ht)	110	130	145	165	184	210
Head Tube Angle	71.5	71.5	72.3	72.3	72.3	72.3
Fork Length (fl)	368	368	368	368	368	368
Fork Rake (fr)	48	48	43	43	43	43
Trail	63	63	63	63	63	63
Seat Tube Angle (sa)	73.5	73.5	73.5	73.5	73.5	73.5

# Commercial Line-Up



Teammachine R 01 LTD



Teammachine R 01 TWO



Teammachine R 01 THREE



Teammachine R 01 FOUR



Teammachine R 01 MOD

## COMMERCIAL LINE-UP

### Teammachine R 01 LTD

14.999 €

**Groupset:** SRAM RED eTap AXS

**Wheelset:** DT Swiss ARC 1100 (62mm)

**Cockpit:** ICS Carbon Aero

**Tires:** Pirelli P-Zero Race TLR 26

**Powermeter:** Quark D-Zero



## COMMERCIAL LINE-UP

### Teammachine R 01 TWO

13.999 €

Groupset: SHIMANO Dura Ace Di2

Wheelset: DT Swiss ARC 1100 (62mm)

Cockpit: ICS Carbon Aero

Tires: Pirelli P-Zero Race TLR 26

Powermeter: 4iii Precision Pro (Dual Side)



### Teammachine R 01 THREE

9.499 €

Groupset: SRAM Force eTap AXS

Wheelset: CRD-501 SL Carbon (50mm)

Cockpit: ICS Carbon Aero

Tires: Pirelli P-Zero Race TLR 26

Powermeter: Quark D-Zero



## COMMERCIAL LINE-UP

### Teammachine R 01 FOUR

8.999 €

Groupset: SHIMANO Ultegra Di2

Wheelset: CRD-501 (50mm)

Cockpit: ICS2 Integrated Cockpit Design

Tires: Pirelli P-Zero Race TLR 26

Powermeter: 4iii Precision (Single Sided)



### Teammachine R 01 MOD

5.999 €

Cockpit: ICS Carbon Aero



